

Yr 1 Shape and Data Unit 1 (1213)

Additional teacher instructions for practice sheets

These notes indicate which practice sheets are most appropriate for which groups.

Day 1 Bug symmetry Sheet 1

Working towards ARE (with support) / Working at ARE (independently) / Working at Greater Depth should also attempt the challenge.


Day 2 Lines of symmetry Sheet 1

Working towards ARE (with support) / Working at ARE (independently) / Working at Greater Depth should identify shapes with more than one line of symmetry.

Bug symmetry

Sheet 1

Circle the bugs that have a symmetrical pattern on their wings.
Remember symmetrical means having the same pattern on each side.



Challenge

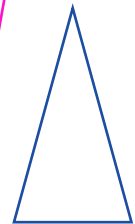

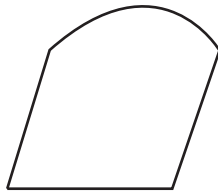

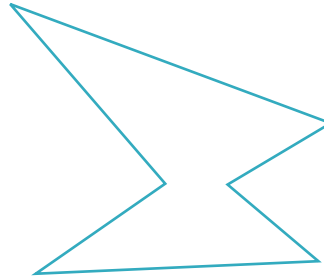
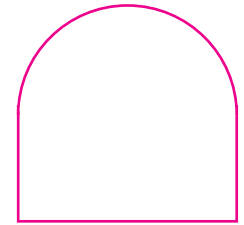
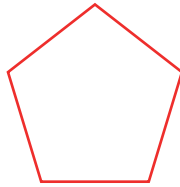

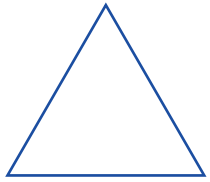
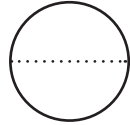
Can you draw two more butterflies and ladybirds – one with a symmetrical pattern and one without.

Lines of symmetry

Sheet 1

Identify the symmetrical and non-symmetrical shapes.

Can you draw a line of symmetry for each of the shapes?
You can use a mirror to help, e.g.



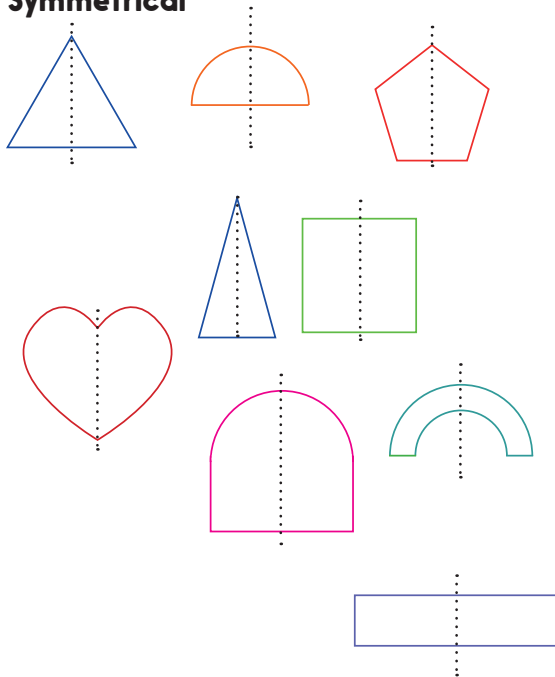
Shape Answers

Day 1 Bug symmetry Sheet 1



Day 2 Lines of symmetry Sheet 1

Symmetrical



Non-symmetrical

