

Science – Year 3/4A Spring 1

Living Things and their Habitats

A World of Living Things

Session 4

Resource Pack

**Plant
Kingdom**

**Animal
Kingdom**

**Flowering
Plants**

**Living
Things**

Conifers

Invertebrates

Vertebrates

Ferns

Mosses

Insects

Crustaceans

Molluscs

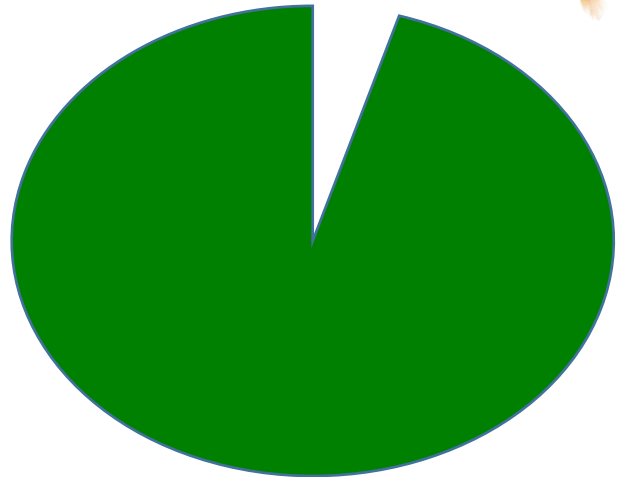
Arachnids

Annelids

Fantastic Fish and Astounding Amphibians

I can design a pop-up page to teach people about the features of fish and amphibians.

Draw an amphibian in this box and colour it in. Make it as big as you can within the box.



Use the space below to draw fish and pond weed for your pop-up page.

Here are some useful websites

<http://www.sciencekids.co.nz/sciencefacts/animals/fish.html>

<http://www.kidzone.ws/animals/fish1.htm>

<http://www.kidzone.ws/animals/amphibian1.htm>

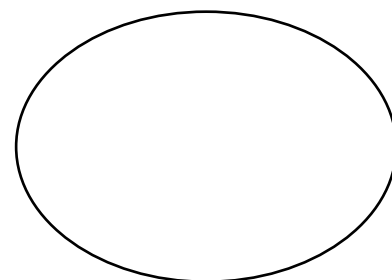
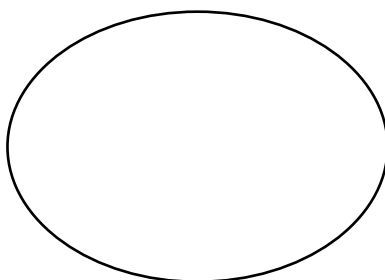
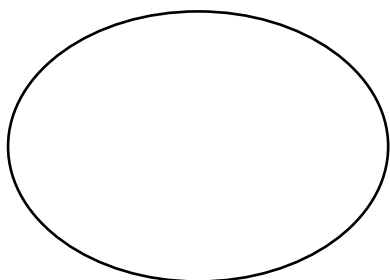
http://ypte.org.uk/factsheets/amphibians/what-is-an-amphibian?gclid=EAlalQobChMI6ZaEpLqi1gIVW4myCh0QJAqAEAAAYASAAEgJmsfD_BwE

Use these text boxes and bubbles to write some facts about fish and amphibians

Amphibians



Fish



Cut out your completed fact boxes and bubbles and stick them onto your pop-up page. Put the fish facts at the bottom in the water and the amphibian facts at the top near the lily pad.

